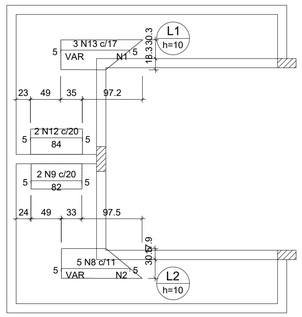

Ferros de distribuição	
Ferro	Armadura de distribuição
N13	6 N1 ø5.0 c/20 C=VAR
N8	6 N2 ø5.0 c/20 C=VAR

Armação negativa das lajes do pavimento 1° Laje (Eixo X)

escala 1:50

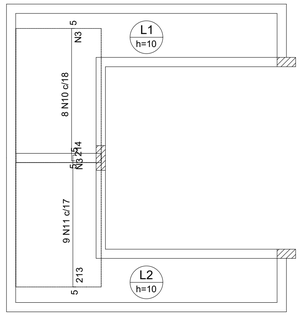

Ferros de distribuição	
Ferro	Armadura de distribuição
N10	11 N3 ø5.0 c/20 C=138
N11	11 N3 ø5.0 c/20 C=138

Armação negativa das lajes do pavimento 1° Laje (Eixo Y)

escala 1:50

RELAÇÃO DO AÇO

Negativos X Negativos Y Positivos X
Positivos Y

AÇO	N	DIAM (mm)	QUANT	C.UNIT (cm)	C.TOTAL (cm)
CA60	1	5.0	6	VAR	VAR
	2	5.0	6	VAR	VAR
	3	5.0	22	138	3036
	4	5.0	16	154	2464
	5	5.0	10	447	4470
	6	5.0	30	95	2850
	7	5.0	16	250	4000
CA50	8	6.3	5	VAR	VAR
	9	6.3	2	89	178
	10	6.3	8	221	1768
	11	6.3	9	220	1980
	12	8.0	2	90	180
	13	8.0	3	VAR	VAR

RESUMO DO AÇO

AÇO	DIAM (mm)	C.TOTAL (m)	PESO + 10% (kg)
CA50	6.3	45.2	12.2
	8.0	5.3	2.3
CA60	5.0	172.5	29.3

PESO TOTAL (kg)	
CA50	14.5
CA60	29.3

Volume de concreto (C-25) = 1.01 m³
Área de forma = 10.09 m²

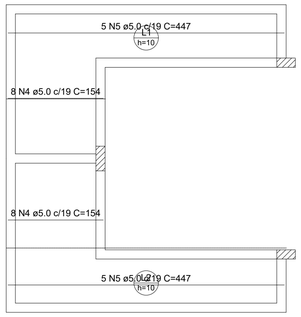

Armação positiva das lajes do pavimento 1° Laje (Eixo X)

escala 1:50

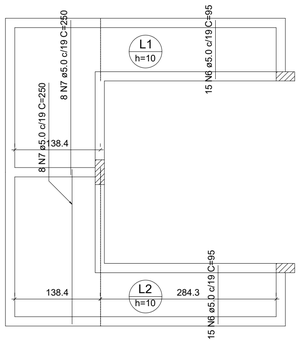

Armação positiva das lajes do pavimento 1° Laje (Eixo Y)

escala 1:50

RELAÇÃO DO AÇO

Positivos X Positivos Y

AÇO	N	DIAM (mm)	QUANT	C.UNIT (cm)	C.TOTAL (cm)
CA60	1	5.0	16	185	2960
	2	5.0	18	164	2952

RESUMO DO AÇO

AÇO	DIAM (mm)	C.TOTAL (m)	PESO + 10% (kg)
CA60	5.0	59.1	10

PESO TOTAL (kg)	
CA60	10

Volume de concreto (C-25) = 0.45 m³
Área de forma = 4.51 m²

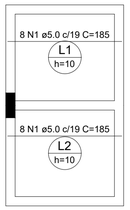

Armação positiva das lajes do pavimento 2° Laje (Eixo X)

escala 1:50

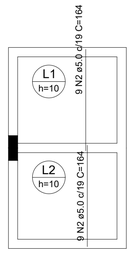

Armação positiva das lajes do pavimento 2° Laje (Eixo Y)

escala 1:50

P1=P2=P3=P4

2° LAJE - L3
ESC 1:20

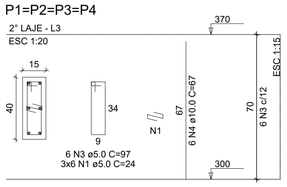

RELAÇÃO DO AÇO

2xP1 P2 P3

AÇO	N	DIAM (mm)	QUANT	C.UNIT (cm)	C.TOTAL (cm)
CA60	1	5.0	30	24	720
	2	5.0	18	77	1386
	3	5.0	6	97	582
CA50	4	10.0	30	67	2010

RESUMO DO AÇO

AÇO	DIAM (mm)	C.TOTAL (m)	PESO + 10% (kg)
CA50	10.0	20.1	13.6
CA60	5.0	26.9	4.6

PESO TOTAL (kg)	
CA50	13.6
CA60	4.6

Volume de concreto (C-25) = 0.14 m³
Área de forma = 2.66 m²

V1

ESC 1:50

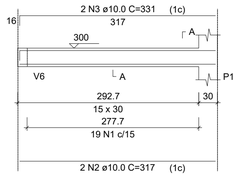

SEÇÃO A-A
ESC 1:25

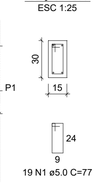

V3

ESC 1:50

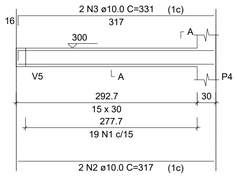

SEÇÃO A-A
ESC 1:25

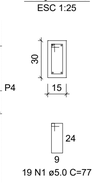

V4

ESC 1:50

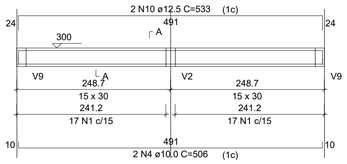

SEÇÃO A-A
ESC 1:25

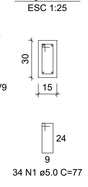

V5

ESC 1:50

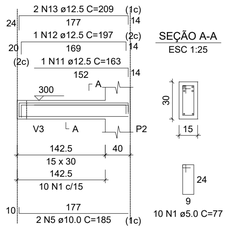

SEÇÃO A-A
ESC 1:25

RELAÇÃO DO AÇO

V1 V3 V4
V5 V6 V9

AÇO	N	DIAM (mm)	QUANT	C.UNIT (cm)	C.TOTAL (cm)
CA60	1	5.0	180	77	13860
CA50	2	10.0	4	317	1268
	3	10.0	4	331	1324
	4	10.0	2	506	1012
	5	10.0	4	185	740
	6	10.0	2	876	1752
	7	10.0	2	566	1132
	8	10.0	2	1198	2396
	9	10.0	2	268	536
	10	12.5	2	533	1066
	11	12.5	1	163	163
	12	12.5	2	197	394
	13	12.5	4	209	836
	14	12.5	1	171	171

RESUMO DO AÇO

AÇO	DIAM (mm)	C.TOTAL (m)	PESO + 10% (kg)
CA50	10.0	101.6	68.9
	12.5	26.3	27.9
CA60	5.0	138.6	23.5

PESO TOTAL (kg)	
CA50	96.8
CA60	23.5

Volume de concreto (C-25) = 1.30 m³
Área de forma = 21.60 m²

V9

ESC 1:50

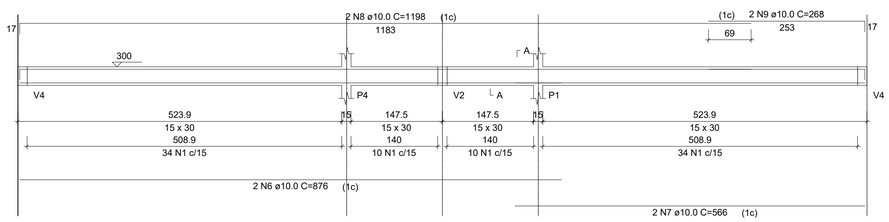

SEÇÃO A-A
ESC 1:25

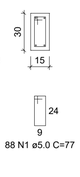

V6

ESC 1:50

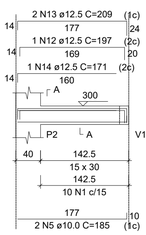

SEÇÃO A-A
ESC 1:25

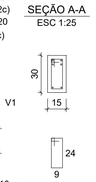

APROVAÇÕES

IMOVEL: PROJETO ESTRUTURAL RUA: PROJETADA PRÓXIMO GILCÉRIO R. RESENDE BAIRRO: CENTRO	PROPRIETÁRIO: PREFEITURA MUNICIPAL DE MIRAI CPF: 17.966.201/0001-40
MUNICIPIO: MIRAI	RESP. TEC. ——— MAX MILLER ALVES DE OLIVEIRA ——— / ART CREA Nº: ———
AREA: 370,79 m2 / ESTADO: MINAS GERAIS	Nº CREA MG: 212404/D / Nº CREA NAC. : 141611541-2 / FORMATO: A1
CONTEÚDO: PLANTA BAIXA DETALHAMENTO LAJES E VIGAS	ESCALA: INDICADA / DATA: 31/01/2023 / FOLHA: 06/07